



FASCE INONDABILI
DEI PIANI DI
BACINO

T30 T50 EE



T200 EB
T500 EM



AREE A
PERICOLOSITA'
DI FRANA

MOLTO
ELEVATA



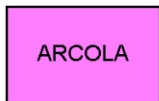
ELEVATA




CLASSI DI
SISMICITA'
ai sensi dell'ordinanza
N.3274/03

II
ALTA

ARCOLA



ALVEI



VALANGHE

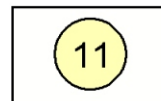


III
MEDIA

AIROLE



DIGHE



IV
BASSA


ALTARE



INVASI



LIMITI AMMINISTRATIVI



SITI INDUSTRIALI A RISCHIO
INCIDENTE RILEVANTE
D.L. 334/99 SITO Acna D

